



STONEWALL LESSON PLANS

It's ok to be different

We've designed these lesson plans to give you some starting points for creating LGBTQ+ inclusive RSHE lessons. Adapt the activities and learning objectives to best suit the needs of your class and to fit the amount of time you have available. Each lesson has a PowerPoint that you can use to support your whole class teaching. Version 2 of the PowerPoint is Widgit symbol supported. Other suggested resources are noted in each lesson plan.

These lessons will help you to meet the statutory objectives in the 'respectful relationships' strand of relationships education for primary aged children, and the statutory objectives in the 'respectful relationships, including friendships' strand of relationships and sex education for secondary aged students. You'll find links to Stonewall resources, as well as other suggested resources, in Annex B of the [statutory guidance](#) on RSHE. You'll find further resources on the [Stonewall website](#).

Who are Stonewall?

This resource is produced by Stonewall, a UK-based charity that stands for the freedom, equity and potential of all lesbian, gay, bi, trans, queer, questioning and ace (LGBTQ+) people. At Stonewall, we imagine a world where LGBTQ+ people everywhere can live our lives to the full. Founded in London in 1989, we now work in each nation of the UK and have established partnerships across the globe. Over the last three decades, we have created transformative change in the lives of LGBTQ+ people in the UK, helping win equal rights around marriage, having children and inclusive education.

Our campaigns drive positive change for our communities, and our sustained change and empowerment programmes ensure that LGBTQ+ people can thrive throughout our lives. We make sure that the world hears and learns from our communities, and our work is grounded in evidence and expertise.

Stonewall is proud to provide information, support and guidance on LGBTQ+ inclusion; working towards a world where we're all free to be. This does not constitute legal advice, and is not intended to be a substitute for legal counsel on any subject matter. To find out more about our work, visit us at www.stonewall.org.uk.

Join our Education & Youth programmes



Our experienced team are proud to have supported many primary and secondary schools, colleges, Local Authorities and Multi Academy Trusts to challenge bullying and celebrate diversity.

We offer online training for education staff; an awards scheme; membership programmes; consultancy; a wide range of resources.

To find out how your school, college or setting can benefit from working with Stonewall, visit www.stonewall.org.uk/schools-colleges.

Primary age

Learning objectives:

To engage in activities about the differences between people

To communicate about things that make people different from each other

To demonstrate an understanding that everybody is different

To explain why it's good to celebrate people's differences

Activity	Details	Resources
<p>Starter: Are we all the same?</p>	<p>Ask the children:</p> <ul style="list-style-type: none"> • What colour is your hair? • Are you a boy, girl or non-binary person? • What is your favourite colour? • What is your favourite food? <p>Point out that nobody's answers were the same for every question</p>	<p>Everybody is different primary PowerPoint – V1 or V2</p> <p>Memory game</p> <p>It's OK poster template</p> <p>Book: I am Jazz</p>
<p>Whole class activity: Who is Jazz?</p>	<p>Read 'I am Jazz' by Jazz Jennings to the class.</p> <p>Either:</p> <p>Ask children to answer some questions about the book:</p> <ul style="list-style-type: none"> • What is Jazz's favourite colour? • What things does Jazz enjoy doing? • What does Jazz do with her friends? • How is Jazz different to her friends? Ensure that you discuss that Jazz is transgender – use the PowerPoint to support the conversation. • Does Jazz mind that she's different? <p>Or:</p> <p>Use the PowerPoint to talk about some of the things that Jazz likes doing, as well as the fact that Jazz is trans. Talk about the things that Jazz and her friends have in common. Give children the opportunity to say whether they like or dislike the different things that Jazz likes. Talk about the fact that everybody has their own ways of being different, and that we can still be friends with people who are different from us.</p>	<p>Additional resources:</p> <p>Communication mats to aid discussion, where needed.</p>



<p>Activity: It's OK</p>	<p>Reiterate that Jazz is trans. Some people are trans and it's ok. Be aware of overgeneralisation. Make sure that children understand that trans boys and non-binary people also exist. For an example of a non-binary person, you could refer to Dr Ronx from Operation Ouch. For an example of a trans man, you could refer to Matty from Emmerdale.</p> <p>Look at the 'Some people are trans. It's OK.' poster.</p> <p>Discuss other things that make people are different that could be put on a poster. For example, 'Some people like Star Trek. It's OK.'</p> <p>Children create their own 'It's OK' poster.</p>	
<p>Group activity: Memory game</p>	<p>As a class or in groups, play the memory card game. Use the language of same and different and talk about the similarities and differences of the different people in the photos.</p>	

Secondary age

Learning objective:

To engage in activities about the differences between people

To communicate about things that make people different from each other

To demonstrate an understanding that everybody is different

To explain why it's good to celebrate people's differences

Activity	Details	Resources
<p>Starter: Are we all the same?</p>	<p>Ask the students:</p> <ul style="list-style-type: none"> • What colour is your hair? • Are you a boy, girl or non-binary person? • What is your favourite colour? • What is your favourite food? <p>Play 'Malibu' by Kim Petras. Do you like or dislike the song?</p> <p>Point out that nobody's answers were the same for every question.</p>	<p>Everybody is different secondary PowerPoint – V1 or V2</p> <p>Memory game</p> <p>It's OK poster template</p> <p>Additional resources:</p> <p>Communication mats to aid discussion, where needed.</p>
<p>Whole class activity: Who is Jazz?</p>	<p>Use the PowerPoint to talk about Kim Petras. Discuss the things that the students have in common with Kim, using the language as same and different. For example:</p> <ul style="list-style-type: none"> • What colour hair does Kim have? Who in this class has the same colour hair as Kim? • Kim is a woman. Who else in the room is a girl or a woman? • Kim likes Disney films. Who else in this class likes Disney films? • Kim likes singing. Who else in this class likes singing? <p>Discuss that Kim is trans. This means that when she was born, everyone thought she was a boy. However, when she got older she told people that she is a girl/woman.</p>	





<p>Activity: It's OK</p>	<p>Reiterate that Kim is trans and it's ok. Be aware of overgeneralisation. Make sure that students understand that trans boys and non-binary people also exist. For an example of a non-binary person, you could refer to Dr Ronx from Operation Ouch. For an example of a trans man, you could refer to Matty from Emmerdale.</p> <p>Look at the 'Some people are trans. It's OK.' poster. Discuss other things that make people are different that could be put on a poster. For example, 'Some people like Star Trek. It's OK.'</p> <p>Students create their own 'It's OK' poster.</p>	
<p>Group activity: Memory game</p>	<p>As a class or in groups, play the memory card game. Use the language of same and different and talk about the similarities and differences of the different people in the photos.</p>	




Resources

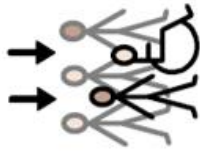
Memory game







You will need to print each page of cards twice.



Some people are _____



It's ok!

Everybody is different - Communication Mat

 Long hair	 Orange	 Non-binary	 Sausages	 Me
 Older	 Red	 Girl	 Pie	 Different
 Younger	 Grey	 Boy	 Curry	 Same
 Eyes	 Brown	 Pink	 Vegetables	 Dislike
 Beard	 Black	 Purple	 Chicken	 Like
 Glasses	 Ginger	 Blue	 Pizza	 Roast dinner
 Skin	 Blonde	 Green	 Chips	 Fruit
 Short hair	 Yellow	 Pasta	 Sandwiches	