



## STONEWALL LESSON PLANS –

### LGBT History Month Poetry

This LGBT History Month, we're focussing on poetry and designed these lesson plans to help you celebrate with your pupils. LGBT History Month was founded by Schools Out, who have been campaigning for LGBT inclusive education for 46 years. Adapt the lesson plan to best suit the needs of your class and to fit the amount of time you have available. We have also developed lesson plans on this theme for pupils with SEND/ASN – these can be found on our website. Each lesson has a PowerPoint and resources that you can use to support your whole class teaching. Other suggested resources are noted in each lesson plan. . This lesson is based around a poem called *Grandpa's Soup*, which can be found at the source below as well as in Jackie Kay's book *Darling: new and selected poems*.

### Who are Stonewall?

This resource is produced by Stonewall, a UK-based charity that stands for the freedom, equity and potential of all lesbian, gay, bi, trans, queer, questioning and ace (LGBTQ+) people. At Stonewall, we imagine a world where LGBTQ+ people everywhere can live our lives to the full. Founded in London in 1989, we now work in each nation of the UK and have established partnerships across the globe. Over the last three decades, we have created transformative change in the lives of LGBTQ+ people in the UK, helping win equal rights around marriage, having children and inclusive education.

Our campaigns drive positive change for our communities, and our sustained change and empowerment programmes ensure that LGBTQ+ people can thrive throughout our lives. We make sure that the world hears and learns from our communities, and our work is grounded in evidence and expertise.

Stonewall is proud to provide information, support and guidance on LGBTQ+ inclusion; working towards a world where we're all free to be. This does not constitute legal advice, and is not intended to be a substitute for legal counsel on any subject matter. To find out more about our work, visit us at [www.stonewall.org.uk](http://www.stonewall.org.uk).

Enjoyed this resource? Join us today!

Our expert team of qualified teachers and trainers have supported hundreds of settings in their inclusion journeys to make sure all children and young people are free to be themselves. [Our membership programmes for schools and colleges, and for children and young people's services, have something to offer every setting.](#) Join us today and benefit from:

- CPD-accredited e-learning modules
- Regular professional development webinars
- Access to our award schemes
- Personalised support from our team



All this, and more, is included in the price you pay for membership.

Looking for custom training? Our experienced trainers can provide quality training sessions for ITT providers, teaching schools, professional development networks and many other providers. Email us [education@stonewall.org.uk](mailto:education@stonewall.org.uk) to find out more and discuss your needs.

## Reception – England and Wales

### P1 – Scotland

**Learning objective:** To be able to talk about my family and To be able to respond to a poem

Activity	Details	Resources
Class activity: Listen and respond to a poem	<p>Read Grandpa's Soup by Jackie Kay to the children. You can find the poem here: <a href="https://www.scottishpoetrylibrary.org.uk/poem/grandpas-soup/">https://www.scottishpoetrylibrary.org.uk/poem/grandpas-soup/</a></p> <p>Ask children if they can remember what was in the soup. When they remember an ingredient, invite a child to the front up to add it to the pan. Explain that hough is a type of beef.</p> <p>Ask: Why did Jackie like Grandpa's soup so much? Discuss that it might have been more than just that it was tasty, it might be that because it is something that Grandpa made for her.</p>	<p><b>PowerPoint:</b></p> <ul style="list-style-type: none"> <li>Grandpa's Soup PowerPoint – Reception or P1</li> </ul> <p><b>Paper resources:</b></p> <ul style="list-style-type: none"> <li>Grandpa's Soup by Jackie Kay (available at: <a href="https://www.scottishpoetrylibrary.org.uk/poem/grandpas-soup/">https://www.scottishpoetrylibrary.org.uk/poem/grandpas-soup/</a>)</li> <li>Grandpa's Soup recipe</li> <li>Soup bowl worksheet</li> </ul>
Class activity: Our families	<p>Show children a photo of Jackie Kay and talk about her family. Jackie was adopted when she was a baby and she grew up with her mum, dad and siblings. She now lives with her partner Denise. Jackie has two children, so Denise is their step-mum.</p> <p>Ask children: Who is in your family? Children should tell a partner. Choose some children to tell the class who is in their family - make sure that a diverse range of families are discussed.</p> <p>Ask children: Are any foods special to you and your family? Why are the foods special to you? Talking partners and then share as a class.</p>	<p><b>Props:</b></p> <ul style="list-style-type: none"> <li>Big pan</li> <li>Water</li> <li>Carrot</li> <li>Potato</li> <li>Tin (relabel as hough)</li> <li>Barley</li> <li>Bowl</li> <li>Spoon</li> </ul> <p><b>Other resources:</b></p> <ul style="list-style-type: none"> <li>Collage materials</li> </ul>



	<i>Note: Be aware that children with a trans parent might use a different name for their parent instead of mum or dad.</i>	
Individual activity: Grandpa's soup	Children use the Grandpa's soup recipe to help them make a collage of Grandpa's soup, sticking the 'ingredients' onto the Grandpa's soup bowl template. If they are able to, children can write the name of someone from their family that they want to share the soup with.	
Plenary: Class gallery	Pair children up with someone that had been working at a different table. They should show each other their soup collages and tell their partner who they would share their soup with.	



## Key Stage 1 – England and Wales

## P2 to P3 – Scotland

**Learning objective:** To be able to share information about my family and To contribute to a class poem

Activity	Details	Resources
Class activity: Listen and respond to a poem	<p>Read Grandpa's Soup by Jackie Kay to the children.</p> <p>Ask children if they can remember what was in the soup. When they remember an ingredient, invite a child to the front up to add it to the pan. Explain that hough is a type of beef.</p> <p>Ask: Why did Jackie like Grandpa's soup so much? Discuss that it might have been more than just that it was tasty, it might be that because it is something that Grandpa made for her.</p>	<p><b>PowerPoint:</b></p> <ul style="list-style-type: none"> <li>Grandpa's Soup PowerPoint – KS1 or P2 to P3</li> </ul> <p><b>Paper resources:</b></p> <ul style="list-style-type: none"> <li>Grandpa's Soup by Jackie Kay (available at: <a href="https://www.scottishpoetrylibrary.org.uk/poem/grandpas-soup/">https://www.scottishpoetrylibrary.org.uk/poem/grandpas-soup/</a>)</li> <li>Grandpa's Soup recipe</li> <li>Soup bowl worksheet</li> </ul> <p><b>Props:</b></p> <ul style="list-style-type: none"> <li>Big pan</li> <li>Water</li> <li>Carrot</li> <li>Potato</li> <li>Tin (relabel as hough)</li> <li>Barley</li> <li>Bowl</li> <li>Spoon</li> </ul> <p><b>Other resources:</b></p> <ul style="list-style-type: none"> <li>Collage materials</li> </ul>
Class activity: Our families	<p>Show children a photo of Jackie Kay and talk about her family. Jackie was adopted when she was a baby and she grew up with her mum, dad and siblings. She now lives with her partner Denise. Jackie has two children, so Denise is their step-mum.</p> <p>Ask children: Who is in your family? Children should tell a partner. Choose some children to tell the class who is in their family - make sure that a diverse range of families are discussed.</p> <p>Ask children: Are any foods special to you and your family? Why are the foods special to you? Talking partners and then share as a class.</p> <p><i>Note: Be aware that children with a trans parent might use a different name for their parent instead of mum or dad.</i></p>	



Class activity: Our soup	As a class, re-write Grandpa's Soup to create a class poem, with ingredients you agree upon as a class.	
Individual activity: Our soup	<p>Children use the class soup recipe to help them make a collage of the soup, sticking the 'ingredients' onto the soup bowl template.</p> <p>Children should write a shopping list – either bullet pointed or as an opportunity to practice using commas.</p> <p>Children can write the name of someone from their family that they want to share the class soup with.</p>	
Plenary: Class gallery	Pair children up with someone that had been working at a different table. They should show each other their soup collages and tell their partner who they would share their soup with.	



# Resources




## Grandpa's Soup Recipe

1. Dice the carrots.
2. Dice the potatoes.
3. Put the carrots and potatoes in the pan and fry them.
4. Pour the stock into the pan.
5. Add the hough.
6. Add the barley.
7. Cook the soup until the barley is soft.





## Grandpa's Soup Recipe

1. Dice the carrots.



2. Dice the potatoes.




3. Put the carrots and potatoes in the pan and fry them.



4. Pour the stock into the pan.



5. Add the hough.



6. Add the barley.



7. Cook the soup until the barley is soft.



## Grandpa's Soup

Name: \_\_\_\_\_

Date: \_\_\_\_\_

